

APPLICAZIONI VETTURE MODELLI			LDI		LDI		LDI		LDI
ABARTH									
	1000 GT Berlina Corsa 850 Corsa	4061229	AE1203M			155x17x14,5x4	6		
	131 RALLY		AE1221		7163	215x23x20	20		
ALFA ROMEO									
	MONTREAL	3082 023 031	AE1016	1861 412 101	7700Mb	228x25x22x14	14	3151 001 001	C.35L
	MONTREAL	3082 023 031	AE1016	1861 412 102	7700Mb	228x25x22x14	14	3151 001 001	C.35L
AE1431K	1900 2.500 cc.	35985	AE2012MPA	36148	7285	241x29x23x4,5	10	166049	CM.403
AE1432KS	T 1900C 1900 SSA	1882 178 105	AE2012MB	1862 085 002	1900-439	232x29x23x4,5	10	3151142202	NO
AE1430K	2000 2000 SPYDER 10601123100	1882 225 101	AE1430P	1862 085 002	1900-439	232x29x23x4,5	10	106001240400	C.403
	GIULIA 1600 GTA GIULIA SS		AA1001	10516-12032.000	7546	200x21x26x4	10		
AE1430K	2000 SPIDER	1882 178 105	AE1430P	1861 146 102/202/302	1898-439	228x29x23x4,5	10		
AE1430K	2600 SPRINT-SPIDER	1882 178 105	AE1430P	1862 146 102/202/302	1898-439	228x29x23x4,5	10		
	2600 BERLINA	1882 202 106		1863 146 102/202/302	1898-439	228x29x23x4,5	10		
	GIULIA 1300-1600 > 68		AA1001	10516-12032.000	7546	200x21x26x4	10		C.190M
	GIULIA 1300-1600 69-78		AE1012	1861 226 107	7000	215x21x26x4	10		C.35
	GIULIA 1600 GTA		AA1001	1861 203 001	7546	200x21x26x4	10		C.190M
	1750-2000		AE1012	1861 226 109	7000	215x21x26x4	10		C.35

**GIULIA GTA 1,3-1,6
VOLANO ORIGINALE ACCIAIO**

2930

C.190M



AE 6021 8 FORI FRESATO

**GIULIA GTA 1,6 GTAM 2,0 GTAM
Volano con 6 fori o 8 fori**



Still Bearing
Long face



MONTREAL

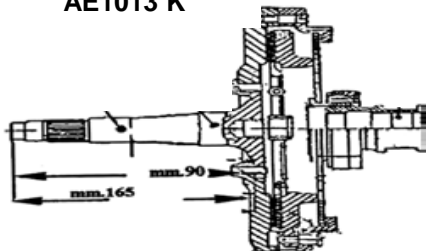


GIULIA 1300-1600-1750



ALFA 75 MILANO - 3000 V6

AE1013 K



**MODIFICA per GIULIA GT GTV 2000 1,3-1,6
VOLANO ACCIAIO ALLEGGERITO**



AE6018
6 Fori Fresato



AE1012



AE6020
8 Fori Fresato



C.35

7000

**ALFETTA
1° serie**

ALBERINO CILINDRICO
SHAFT CYLINDRICAL

AE1003 K

ALFETTA - ALFA 75

ALFA 90


**AE1005 K
2° serie**

ALBERO CONICO LUNGO mm. 49
SHAFT TAPERED LONG mm. 49


**AE1008 K
U.T. Latest**

ALBERO CONICO CORTO mm. 44
SHAFT TAPERED SHORT mm. 44

AA1001 1° Serie



AA1001 2° Serie



FRIZIONE BORG & BECK UK & BORG & BECK U.S.A.

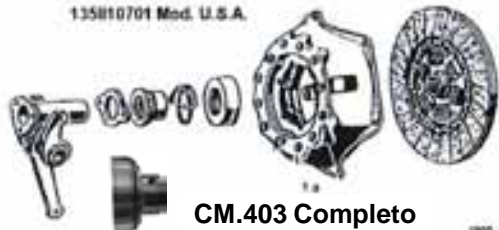


Modifica con Molla a Diaframma

CA.403 AE1256

1900 C 1900 TI
135610725 Mod. U.S.A.

1900 1900 C
135810701 Mod. U.S.A.

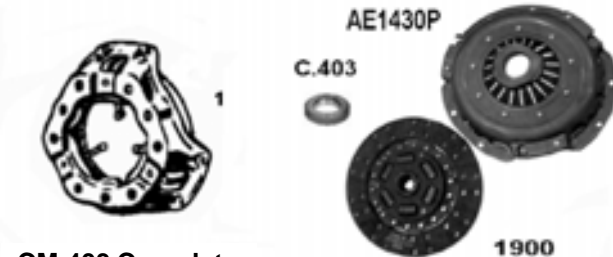


CM.403 Completo

1	135610721	Gruppo frizione B & B inglese (con copertina ritardata) per 1900 e 1900 super	1	-	-
1a	135810701	Gruppo frizione B & B americano (con copertina esagonale) per 1900 e 1900 C	1	1	-
	135610725	Gruppo frizione B & B americana (con copertina esagonale) per 1900 C super sprint, 1900 TI e 1900 TI super	-	1	1
2	135610730	Disco condotto, completo (per frizione con copertina distale) per 1900 e 1900 super	1	-	-
	135610704	Disco condotto, completo (per frizione con copertina esagonale) per 1900 e 1900 C	1	1	-
	135610726	Disco condotto, completo (per frizione con copertina esagonale) per 1900 super sprint, 1900 TI e 1900 TI super	-	1	1

**ALFA 1900 1900 C 1900 TI AE1430P
AE1432 K - Modifica con Molla Diaframma**

**FRIZIONE FICHTEL & SACHS
ALFA 1900 C - 1900 TI - 2000 - 2600 SPYDER**



CM.403 Completo

AE1430K MODIFICA con Molla Diaframma



1	135810712	Gruppo frizione Fichtel & Sachs per 1900 C super sprint e 1900 TI super	-	-	1	1
2	135810704	Disco condotto, completo	-	-	-	1
3	135610007	Cuscinetto a sfere per distacco frizione	-	-	-	1
4	135610008	Manicella scorrevole distacco frizione	-	-	-	1

**ALFA 2000 - 2600 Sprint
AE1430 K - Modifica con Molla Diaframma**

ALFA ROMEO 6C - 2,500 cc.



35985

AE2012M
166049-166695
CM.403 Completo

1900
36148


VOLANI ALFA Alleggeriti in Acciaio Bonificato con Corona Applicata



AE6010 8 Fori
per Spingidisco mm. 200 a Leve



AE6018 6 Fori
Spingidisco mm. 215 a Diaframma



AE6020 8 Fori
Spingidisco mm. 215 a Diaframma

**VOLANI Piani in Acciaio Bonificato con Corona applicata per Modifica:
ALFA ROMEO: GIULIA GTA - GTAM con Spingidisco in ERGAL**



AE1103M


C.190 ML
Lungo
Still Berinag
Long face

2930CX

AE 6034 Per Volano con 8 FORI
Spingidisco AE 1103 M mm. 200 in Ergal
2930CX Disco Rigido Sinterizzato

AE 6033 Per Volano con 6 FORI

**ALFA ROMEO 2000 Modifica con Volano in Acciaio con corona 130 denti
Spingidisco AE1103 M in Ergal
Disco Rigido Sinterizzato
Cuscinetto C. 35 Modificato
KI 4 PCS. AE 6039 K-VOL**



AE6039

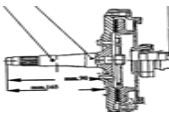
3058CX

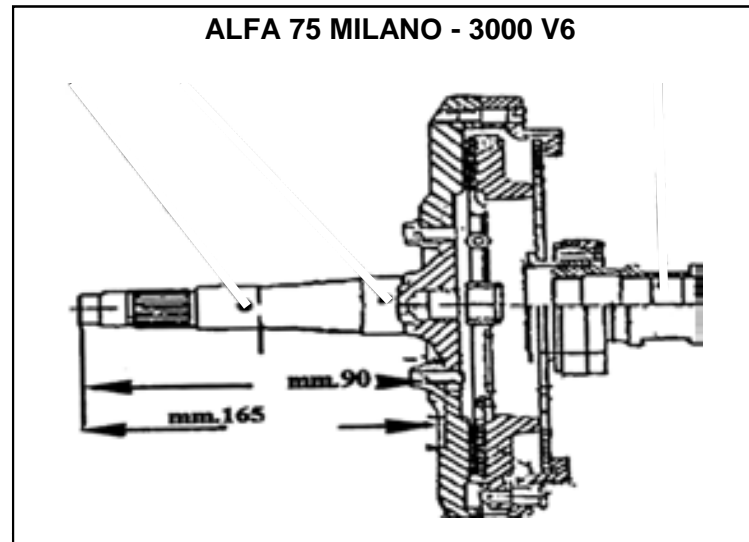

C.35 L

AE1103M

AE6039 6 Fori
Spingidisco mm. 200 a Diaframma
Disco rigido con pistrine Sinter




ALFA ROMEO				KIT con					
ALFETTA 116				Volano					
1600									
1600 GT	80-109	016.00	1570						
1800 - 1800 GT	85-115	016 AE1103M	1779						
Kit con volano montato e bilanciato	Alberino Cilindrico	- Shaft Cylindrical		AE1003K	AE1002	19	215x22x19 7003	C.37	
2000 - 2000 GTV	89-121	016.017	1962						
	94-128	17055	1962	AE1005K	AE1002	19	215x22x19 7003	C.37	
Kit con volano montato e bilanciato	Alberino conico lungo mm.49 - Shaft tapered long mm. 49								
2000 Quadrifoglio I.E.	103-140	016.055	1962						
2000 America -TD	60-82	VM488	1995						
2,4 Turbo Diesel	82-112	VW492	2393	AE1008K	AE1002	19	215x22x19 7003	C.37	
Kit con volano montato e bilanciato	Alberino conico corto mm.44 - Shaft tapered short mm. 44								
2500 GTV 6	147-200		2393						
Kit con volano- montato e bilanciato con pezzi " SACHS"	Kit with flywheel balanced with SACHS			AE1013K	AE1009C	19	7003	Compreso	
ALFA 75 162 B									
1600 - 1600 GT		AR061.00	1570						
Kit con volano montato, bilanciato Kit complet with flywheel balanced				AE1007K	AE1002	19	215x22x19 7003	C.37	
1800	85-116	AR062.02	1779						
1800 IE	90-122	AR61201	1779						
2000 IE.	96-130	AR06134	1779						
2000 T.D.	70-95	VM80A	1995						
2000 TWIN Spark	109-148	AR06224	1962	AE1009K	AE1002	19	215x22x19 7003	C.37	
Kit con volano montato e bilanciato	Alberino conico lungo mm.49 - Shaft tapered long mm. 49								
1800 Turbo America	85-116	AR06202	1779						
1800 Turbo Evoluzione	90-122	AR06168	1962						
2500 V6 Q.V									
2400 Turbo Diesel		VM80A	2393	AE1013K	AE1009C	19	215x22x19 7003	Compreso	
Kit con volano,montato,bilanciato con particolari " SACHS"	Kit with flywheel balanced with SACHS								
ALFA 75 MILANO									
3000 V6 AMERICA	141-192	AE06120	2959						
3000 V6 AMERICA	160-218	AR61503	2959	AE1013K	AE1009C	19	7003	Compreso	
Kit con volano,montato,bilanciato con particolari " SACHS"	Kit with flywheel balanced with SACHS						215x22x19		
ALFA 90 (162)									
1800 - 1800 IE	85-116	AR062.02	1779						
2000 - 2000 IE.	94-128	AR06212.15	1962						
2000i V 6	97-132	AR06210		AE1009K	AE1002	19	215x22x19 7003	C.37	
Kit con volano montato e bilanciato	Alberino conico lungo mm.49 - Shaft tapered long mm. 49								
2400 TD		VM492	2393						
2500 Quadrifoglio Oro-Super			2393						
2400 TD			2496						
2500 Quadrifoglio Oro-Super				AE1013K	AE1009C	19	7003	Compreso	
Kit con volano,montato,bilanciato con particolari " SACHS"	Kit with flywheel balanced with SACHS						215x22x19		
ALFA 75 MILANO									
ALFETTA 2500 V6 Quadrifoglio Verde					1861 607 432	19	6194		€ 70,00
ALFA 90 2,4 V6 - 2,5 V6 Quadrifoglio Verde					60701019 -60700476		190x22x19		
GIULIETTA 2000 (116)					1861 606 332	19	6195		€ 70,00
					60701221-6070052		190x22x19		





FIAT

A	500 A-B-C			341121	0156S	155x17x14,5x4	6			
A	500 C Belvedere			750745	0157S	155Xx19x15,5x3	10			
A	500 D-GIARDINIERA		AA1200	977329-4278357	0199S	140x17x14,5	6			0199S
A	500 D-GIARDINIERA		AA1200	977329-4278357	0902	140x17x14,5	20			
B	600 D 1 Serie		AE1203M	890813-4032600	0197-2S	155x17x14,5x4	6			C.5
N	FIAT 600 D - E		AE1203M		7047	155x15x17,3xev1	20			C.5
AE1222KDb	135 DINO 2000 cc.		AE1222 M		7037	215x23x20	20			C.267
AE1221KDb	135 DINO 2000 cc.	ORIGINALE RIC. 4205439	AE1221DB	Piatto con 3 fori x spine	7037	215x23x20	20			C.267
AE1138KDb	135 DINO 2400 cc.		AE1138	4342204	7487	228x22x25ev2	22	4207730		C.254
AE1138KDb	135 DINO 2400 cc.	ORIGINALE RIC.	AE1138DB	Piatto con 3 fori x spine	7487	228x22x25ev2	22	4207730		C.254
AE1138KDb	130 BERLINA COUPE'	4271573	AE1138	4184301	7487	228x22x25ev2	22	4207730		C.254
A	1100 A-ALR	344127			0174S	187x22x18x5	6			
A	1100 B-BLR	716211			0177S	187x22x18x5	6			
A	1100 E - 1100 ELR	808462-810829	AA1209		0179S	187x22x18x5	6			C.7
N	1100 D R		AA1209		7046	184x23x20	20			C.7
A	1100 103 -D-E-G-H 1500 A B		AA1209		7016	187x22x18x5	10			C.7
	1300 DISCO 10 CAVE		AA1209		0200S	184x22,5x18x3,5	10			
	1300-1500 DISCO 20 CAVE		AA1219		7017	200x23x20				C.8
A	1500 D		AA1209		0189S	187x22x18x5	10			
B	1400 A -B 1100/103 1300-1500 1 Serie	830068-877529	AA1209		0200S	184x22,5x18x3,5	10			
INCASSO	FIAT 615 N CAMPANA BASSA		AA1241		0918		10			
PIANO	FIAT 615 N1 CAMPANA ALTA		AA1242							
	CAMPAGNOLA 1107 A		AA1241		7037	215x23x20	20			C.7
B	1900	835405-45589/81			0192S	184x23x29x4	10			
	1600 OSCA		11241		0918	215x23x29x4	10			C.7



FERRARI

AE6036K	250 GT 275 GT	1882 178 001/101	AE1430	1861 530 231	7209	228X29X23X4	10	1812 107 000		
	250 GT BERLINA 275 GTS	1882 178 001/101	AE1430	1861 084 001	7209	228X29X23X4	10	1812 107 000	C.1430	50817+A-003
AE9002K	275 GT4	101533	HE4562-AE2014	110296	7466	241x29x23x4,5	10	100849	C.110	
	330 GT 500 SF GTO	1882 188 301	AA1025Ric	1862 201 103-1861 201 104	7153	242X29X23X4	10			
AE9000K	208 GT2 S TURBO 83 >	121562	HE4562-AE2014	110296	7467	241x26x32x5	10	100849	C.110	
AE9001K	208 GT2 S TURBO 83 >	115451-119788	HE4562-AE2014	110296	7467	241x26x32x5	10	100849	C.110	
AE9002K	208 GTB-4A 80 >	115451-119788	HE4562-AE2014	110296	7467	241x26x32x5	10	100849	C.110	
AE9002K	208 GTB-4A 80 >	115451-119788	HE4562-AE2014	110296	7467	241x26x32x5	10	100849	C.110	
AE1222KM	DINO 206 GT MODIFICA		AE1222 DBR	Piatto senza spine Volano	7163	215x23x20	20		C.254	
AE1222K	DINO 206 GT ORIGINALE		AE1221 DB	Piatto con 3 fori x spine	7163	215x23x20	20		C.267	
AE9003K	DINO 246 GT - MODIFICA	607E-500828	AE1138 DBR	607E-500803	7487	228x22x25ev2	22	607L-500660	CR1249	
AE9003K	DINO 246 GT - ORIGINALE	607E-500828	AE1138 DB	607E-500803	7487	228x22x25ev2	22	607L-500660	CR1249	
AE9000K	308 GT 4 73-80	101533	HE4562-AE2014	110296-109383	7467	241x26x32x5	10	100849	C.110	
AE9001K	308 GT 4 73-80	121562	HE4562-AE2014	110296	7467	241x26x32x5	10	100849	C.110	
AE9002K	308 GTB 75 >	121562	HE4562-AE2014	110296	7467	241x26x32x5	10	100849	C.110	
AE9000K	308 GTB 75 >	121562	HE4562-AE2014	110296	7467	241x26x32x5	10	100849	C.110	
AE9001K	308 GTB SI 83 >	121562	HE4562-AE2014	110296	7467	241x26x32x5	10	100849	C.110	
AE9002K	308 GTB SI 83 >	121562	HE4562-AE2014	110296	7467	241x26x32x5	10	100849	C.110	
AE9000K	308 GTS SPIDER 77-85	121562	HE4562-AE2014	110296	7467	241x26x32x5	10	100849	C.110	
AE9001K	308 GTS SPIDER 77-85	121562	HE4562-AE2014	110296	7467	241x26x32x5	10	100849	C.110	
AE9002K	309 GT4 80>	121562	HE4562-AE2014	110296	7467	241x26x32x5	10	100849	C.110	
AE9000K	309 GT4 80>	121562	HE4562-AE2014	110296	7467	241x26x32x5	10	100849	C.110	
AE9001K	328 GTB-S GTB SI Turbo 86>	121562	HE4562-AE2014	110296	7467	241x26x32x5	10	100849	C.110	
AE9002K	328 GTB-S GTB SI Turbo 86>	121562	HE4562-AE2014	110296	7467	241x26x32x5	10	100849	C.110	
AE9001K	275GTB4	109382	HE2759-AE2014	110296	7467	241x26x32x5	10	100849	C.110	
AE9001K	330 GTC GT2 - GT 5	109382	HE2759-AE2014	110296	7467	241x26x32x5	10	100849	C.110	
AE9001K	330 GTC GT2	109382	HE2759-AE2014	110296	7467	241x26x32x5	10	100849	C.110	
AE9001K	365 GT2 365 GTB4 365 GTC5 365 GTC	109382	HE2759-AE2014	110588 - 110296	7467	241x26x32x5	10	100849	C.110	
AE9001K	365 GT2 365 GTB4 365 GTC5 365 GTC	109382	HE2759-AE2014	110296	7467	241x26x32x5	10	100849	C.110	
AE9001K	339 GTS	109382	HE2759-AE2014	110588 - 110296	7467	241x26x32x5	10	100849	C.110	
AE9001K	339 GTS	109382	HE2759-AE2014	110296	7467	241x26x32x5	10	100849	C.110	
AE9001K	400 GT BOXER BB 76-85	109382	HE2759-AE2014	110588 - 110296	7467	241x26x32x5	10	100849	C.110	
AE9001K	412 DAYTONA LE MANS 73 >	109382	HE2759-AE2014	110296	7467	241x26x32x5	10	100849	C.110	
AE9009K	412 BB 86-89 Da vettura 70005 >	131240-109460		109462 Disco Rigido	1895	215x32x26x5	10	125458	C.125	C.123 + Anello
	412 BB 86-89 Da vettura 70005 >	134884		109463 Disco con Molle	1894	215x32x26x5	10			
AE9009K	512 BB 76 - 85	131240-109460		109462 Disco Rigido	1895	215x32x26x5	10	111307	C.125	C.123 + Anello
	512 BB 76 - 85			109463 Disco con Molle	1894	215x32x26x5	10			
AE9001K	512 71 - 74 MONO DISCO	109382	AE2014	110558	7467	241x26x32x5	10		C.124	ø foro mm. 55
AE9008K	TESTA ROSSA 84-89 Twin	124098	AE2014 MOD	124100 Rigido	7466	241x23x29x4,5	10	126608	C.123	
	TESTA ROSSA 84-89 Twin			124099 Con MOLLE	7469	241x23x29x4,5	10	70000567		
AE1138K DB	DINO 96 - 246GT 74 >	6E07-500802/803	AE1138DB	D060A-607E-500803	7487	228x22x25ev2	22	D060A	C.254	
AE1138K DBR	DINO 135 71-74	6E07-500802/803	AE1138DBR	D060A-607E-500803	7487	228x22x25ev2	22	D060A	C.254	
AE9002K	DAYTONA 71 - 73	121562	HE4562-AE2014	110296	7467	241x26x32x5	10	100849	C.110	
AE9000K	MONDIAL 3 3 80 - 83	121562	HE4562-AE2014	110296	7467	241x26x32x5	10	100849	C.110	
AE9001K	MONDIAL 3 3 80 - 83	121562	HE4562-AE2014	110296	7467	241x26x32x5	10	100849	C.110	
AE9002K	MONDIAL 8 EUROPA & USA	121562	HE4562-AE2014	110296	7467	241x26x32x5	10	100849	C.110	
AE9004KS	348 3400 cc.		AE1636KS	SOLO KIT				136957	CF.348	
AE9004KS	348 3400 8V		AE1636KS	SOLO KIT				136957	CF.348	

FERRARI

AE9004KS	MONDIAL 3200 1990 KW		AE1636KS	SOLO KIT				136957	CF.348
AE9004KS	MONDIAL 3400 3400 T		AE1636KS	SOLO KIT				136957	CF.348
AE9005KS	355	RICOSTRUITO		SOLO KIT	C.1510				CF355
AE9005KS	360 MODENAF 1 MONIDISCO	199044		180950	7600	241x24,9x25	25	180613	CF355
	360 CHALLENGER	178042		181315	CX	241x24,9x25	25	181827	
	288 88 >	RICOSTRUITO		109462 Disco Rigido	1892	215x32x29x4,5	10	111307	C.125
	288 88 >	RICOSTRUITO		109463 Disco con Molle	1893	215x32x29x4,5	10	125458	C.125
	360 SPYDER	199044		180613					
	430 COUPE' - SPYDER	204411		206500				208310	
	550 MARANELLO	171592		153721		267x29x23x4,5	10	177202	
	MODENA	RICOSTRUITO							
	F 430 CHALLENGER	with Flywheel - Con volano motore				215x24,9x25	25		
	612 SCAGLIETTI	194775		194776		267x32x29x4,0	10	177201	

412 BB 86-89 Da vettura 70005 > mm.215 Doppia
512 BB 76-85 mm.215 Doppia

AE 9009 K

C.125

AE 1618 R

1895

1894

AE 4562 o AE2014

C.110

7467

TESTA ROSSA 84-89 Doppia mm. 241

AE 2014 Mod

AE9008K

C.123

7469

AA1120PP

7466

348 3400 cc. 348 3400 8V MONDIAL 3,2 - 3,4 8V

AE9004KS

CF.348

AE 9004

7467

355 AE9005KS

AE 9005

C.1510

C.F355

360 MODENA AE9005KS

AE 9005

CF.355

7600

7401

250 GT BERLINA 275 GTS - 275 GT

AE 6036 K RIC

AE 6036 K MOD

7209

AE 1430

C.110

MODIFICA con Molla Diaframma

7401

7467

7401

DINO 206 GT

C.254

AE1222 DBR

DINO 246 - 235 mm.

AE1138 DBR

C.254

AE 2579

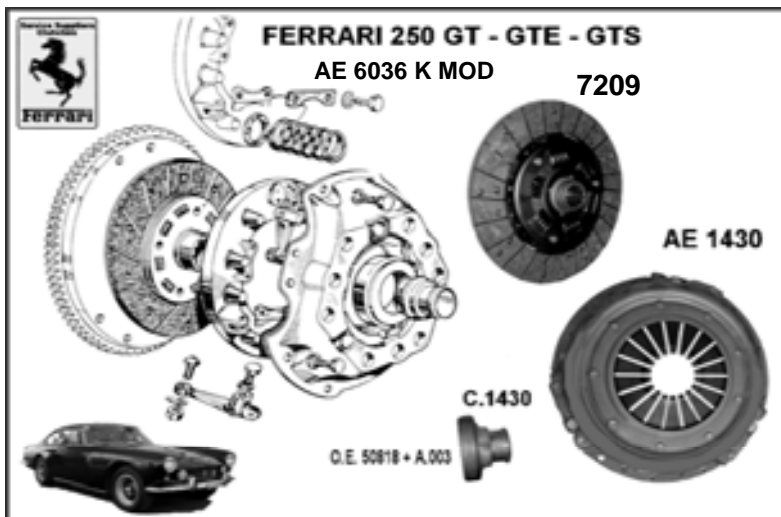
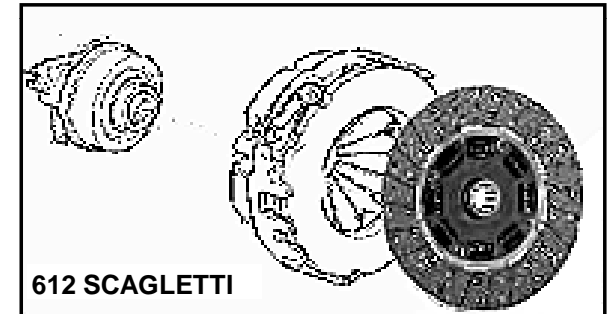
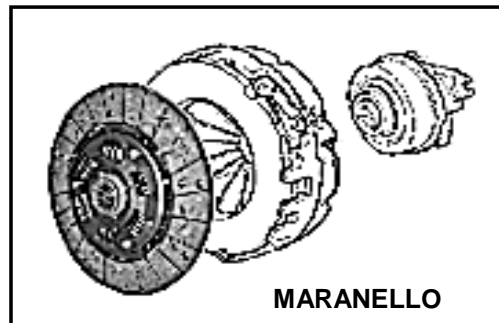
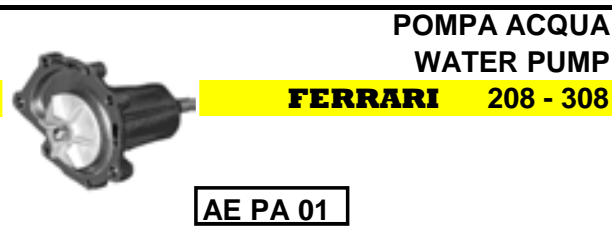

AE 4521

C.110

AE 9002 K

7467

FERRARI



LAMBORGHINI		Spingidisco	RIF	Disco	RIF			Cuscinetto	Rif.	Netto
HE1241ø228	URRACO P 250	3082 059 001	AE1241	1861 506 101-1861 515 336	1515	228x29x23x4,0	10	3163 023 001		
HA1025ø250	350 GT	1882 188 303	AA1025Ric	1861 201 103/104	3604	250x29x23x4	10			
HA1025ø250	400 GT 2+2	1882 188 301	AA1025Ric	1861 201 103/104	3604	250x29x23x4	10			
	COUNTACH LP 400	3082 079 001		1861 561 001/002/981 001	1502R	241x29x23x4,5	10	3151 053 001	C.401	
	COUNTACH LP 400 4 Valvole 85 >	3082 165 001	GMFZ 250	1861 561 001/002	1502R	241x29x23x4,5	10	3163 023 001		
HE2859ø241	ESPADA 400 GT 68-81 JALPA P 350 G.Box ZF	3082 225 201 3083 040 101	AE2014	279375 1862 977 001	0970	241x29x23x4,0	10	3151 214 001	C.125	con anello più basso di 3 mm.
HE1241	URRACO 3.0 Silhouette	3082 074 001	MF240KSPH	1861 561 001/002	0504	228x29x23x4,0	10	3163 023 001		
HE1241	URRACO BIALBERO	3082 074 001	MF240KSPH	1861 561 001/002	0504	228x29x23x4,0	10	3163 023 001		
HE1241	URRACO P 250 P 300	3082 074 001	MF240KSPH	1861 561 001/002	0504	228x29x23x4,0	10	3163 023 001		
	COUNTACH LP 400.LP400S-LP500S	3082 165 001	GMFZ 250	1861 981 001/102		250x35x29x5,5	10	3151 163 001	C.400	
	COUNTACH 5000 4 VALVOLE	002121677	GMFZ 250	002121295		250x35x29x5,5	10	3151 163 001	C.400	
	MIURA MIURA SV	76135/14	AE4562C + 4562 SP		7690	241x70x66x12,1	8		6010ZZ	
	DIABLO 5,7 P 132	3082 225 201	3083 040101	1862 312 301-2128867/A 2132599	3604	250x29x23x4	10	3151 214 001		
	DIABLO P 132	3082 225 001	GMFZ250	1862 312 301-2128867/A 2132599	3604	250x35x29x5,5	10	3151 214 001		
AE9571KV	GALLARDO Kit Complet TWIN	with Flywheel - Con volano motore				215x24,9x25	25			
AE9010K	JARAMA G.Box Lamborghini	2104712 TF 4712	HE4562-AE2014	2104719	7154	241x29x23x4,5	10	TF4715-2105715	C.125	con anello più basso di 3 mm.
AE9010K	ESPADA 400 GT G.Box Lamborghini	2104712 TF 4712	HE4562-AE2014	2104719	7154	241x29x23x4,5	10	TF4715-2105715	C.125	

MIURA P 400



MIURA



URRACO 250 P



**MODIFICA CON DIAFRAMMA
URRACO P 250**



350 GT 400 GT




**CUSCINETTO
CORTO**



**CUSCINETTO
LUNGO**

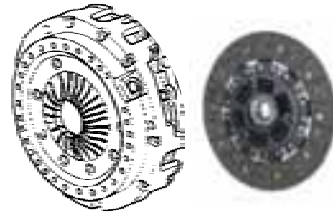


**COUNTACH Pull TYPE
GMFZ 250**



**MFZ 240
ALLUMINIO**

MURCELAGO



GALLARDO



MASERATI

AE1027K	BITURBO 2000 81 >		AE1072	314620101	7306	215x22x25ev1	14	314620108	C.253
AE1073K	BITURBO 2500 83 >	344600111	AE1073	314620189	1896	240x22x25ev1	14	344600112	C.253
AE1074K	GHBLI 222-224-228-430 3,2GT 8V Getrag	394650102	AE1074R	394650105	7129R	235x29x23x4	10	394650108	C.26
AE1077K	BORA V8 4,7-4,9 71-81 HE2868	67154	AE1076-10"Pad	HB1647- 623336	1904	268x23x29x4,5	10	TF67032	C.190M
AE1077K	INDI V8 - 4,9 69-76 HE2868	67154	AE1076-10"Pad	HB1647- 623336	1533	267x26x32x5	10	TF67032	C.190M
AE1077K	KASMIN V8 4,2 72-82 HE2868	67154	AE1076-10"Pad	HB1647- 623336	1533	267x26x32x5	10	TF67032	C.190M
AE1077K	KYALAMI V8 4,2 76-83 HE2868	67154	AE1076-10"Pad	HB1647- 623336	1533	267x26x32x5	10	TF67032	C.190M
AE1076K	MERAK SS V6 3,0 > 78 HE2868	67154	AE1076-10"Pad	HB1647 - 623336	1904	268x23x29x4,5	10	TF67032	C.190M
AE1138KS	MERAK SS V6 3,0 75 >	235DB	AE1138	HB1173	0493S	228x22,5x24,5x	21		NO
AE1076K	MEXICO GHIBLI V8 4,7-4,9 HE2868	67154	AE1076-10"Pad	HB1647 TF62336	1533	267x26x32x5	10		C.190M
AE2014K	MISTRAL 3,7-4,0	HE3340	AE2014Pad	HB1637	7467	241x26x32x5	10		C.190M
AE1077K	QUATTROPORTE 69-76	67154	AE1076-10"Pad	HB1647 TF62336	1533	267x26x32x5	10	TF67032	C.190M
AE1077K	QUATTROPORTE V8 4,2 78>	TF67154	AE1076-10"Pad	HB1647 TF62336	1533	267x26x32x5	10	TF67032	C.190M
NO	SHEBRING 3500 GT 63.65	NO	HA2521	HB1371	0248	250x26x32x5	10		NO
NO	SHEBRING 3500 GT 63.65	NO	HA2521	HB1371	0248	250x26x32x5	10		NO
AE2014K	SHEBRING 3500 - 3700 - 4000 63-66	HE3340	AE2014Pad	HB1637 - 0633 SA	7467	241x26x32x5	10		C.190M

GHIBLI 222-224-228-430 3,2 GT 8V



INDY KHASMIN KHALAMI



AE 1072 R 215 mm.



MASERATI BORA INDY KHALAMI
MEXICO KHASMIN



MASERATI MISTRAL SHEBRING



AE 1073 R 241 mm.



DE TOMASO

PANTERA

1502R

250x35x29x5,5

10

PANTERA

0737S

280x29x23x4

10

LANCIA

APPIA 1 e 2 Serie Tipo A

0277S

165x21x16x2,5

10

APPIA 2 Serie Tipo B

L-1200745

0278S

165x21x16x2,5

10

APPIA 3 Serie

12000746

0067S

165x21x16x2,5

10

FLAMINIA Berlina Coupe'

1303684

1882 162 001

1862 066 001

0280S

228x29x23x4

10

FLAMINIA 2,5 - 2,8

1303684

1882 162 001

1862 066 001

0280S

228x29x23x4

10

FLAVIA 1500-1800 > 1967

1791650

1861 052 212

1861 301 001- 002

0412S

200x29x23x4

10

NUOVA FLAVIA 1,5-1,8 Tipo 819

1861 052 212

1861 304 101

0528S

200x20x16x2,5

10

FLAVIA 2000 -Coupè LX 4 Marce 69-72

8202102268641

1850 280 529

1861 236 101

0295S

215x29x23x4

10

FLAVIA 2000 -Coupè LX 5 Marce 73 >

82021082292885

1850 480 040

1861 366 102

0431S

215Xx25x22sp

22

FLAVIA 1500 1800 1968 >

818.330.224.873

1861 052 212

1861 403 101

0491S

200x29x23x4

10

FULVIA 2C 1200 cc

81810081626312

AE1302

1882 180 003

1200

180x23x29x4

10

> 12/68 FULVIA GT 1,2-Coupè 1,2-HF Coupè 1,2

81833081727263

AA1307

1881 059 207

1204

200x23x29x4

10

614937

C.256

> 12/68 FULVIA 1,2 S-Sport-1,3 S-Coupè Rally

81833081727263

AA1307

1881 059 207

1204

200x23x29x4

10

C.256

> 12/68 FULVIA 1,3-GTE 1,3-HF Coupè 1,3

81833081727263

AA1307

1881 059 207

1204

200x23x29x4

10

C.256

69 > FULVIA Berlina 5 Marce COUPE' 1,3 S

AE1306

7122

200x23x20

20

C.31

70 > FULVIA 1600 HF

AE1306

7122

200x23x20

20

C.30

AURELIA B 20 - B20GT - B 24

1861 098 201

1864 113 002

225

C.31

DELTA 4 WD 8 V

AE1184

7098

228x23x20

20

C.22

DELTA 4 WD 16 V

AE1023

7125

228x23x20

20

C.234

DELTA INTEGRALE EVO

AE1023

7125

228x23x20

20

C.234

THEMA ie 2000 Turbo

AE1023

7125

228x23x20

20

C.11

LANCIA 037

CL.037

€290,00

BETA HPE

AE1020

7163

215x23x20

20

C.30

BETA Montecarlo

AE1020

7163

215x23x20

20

C.30

STRATOS

AE1138

7487

228x22x25ev2

22

D060A

CR1249

C.31

CR 1249

C.32

C.22

C.24

C.30

C.11

C.256

C.234

CL.037



AE 1302 K

LANCIA FULVIA 2C > 1968

AE 1303 K

FULVIA GT-GTE > 1968

AA 1307 K

FULVIA GT-GTE > 1968



C.256

180



AA 1302
con Leve
ESAURITA

1200

AE 1302
MODIFICA
CON DIAFRAMMA



1204



C.256



AE 1303 Mod



C.256



1204

AA 1307
con Leve 200 mm.
ESAUTITO - SOLOUT

LANCIA

DELTA S 4
 DELTA 8 V 4x4
 DELTA 16 V 4x 4

VEI FOTO
 VEI FOTO
 VEI FOTO

DELTA 8 V

2888 RIGIDO
 2913 MOLLEGIATO
 AE 1184 R
 Disco con 6 molle **REINFORZATO** con Anelli Frizione senza Amianto
 1519
 Disco con 8 Molle con Anelli Frizione senza Amianto
 7222
KIT RACING BDISCO CON VOLANO IN ACCIAIO 2 Dischi Sinterizzati
 Kit con Volano alleggerito Singidisco Racing con 2 Dischi Sinterizzati o con Ferodi incolati
LANCIA DELTA 8 Valvole



DELTA 16 V

Disco Rigido con 5 piastrelle Sinterizzate
 2908
Volano in Acciaio
 AE6025
 Disco con 8 Molle con Anelli Frizione senza Amianto
 7222
 Cuscinetto C. 234
 Spingidisco Rinforzato AE1023R
 Disco con molle Rinforzato n. 5 Pistrine Sinterizzate
 1519
LANCIA DELTA INTEGRALE 16 V.
 2850



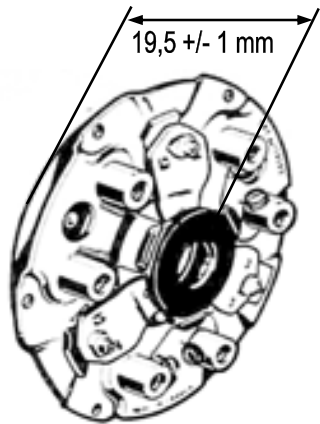
RENAULT

R 5 GT TURBO (R8220) Twin
 R 5 GT TURBO (R8220) Twin

1861 730 002
 1861 729 001
6128
6129
 190x21x24x21
 190x21x24x21


AE 1128 A - BEC DU DIAPGHRAM HAUTES
VECCHIO VIEUX OLD MODELL 1950 > 1970

MODELL > 1970
PKH - PKHV



PKH 5
VALEO 272 980
AM 83.120.00A
AP - HA 1043

AE 1128 A

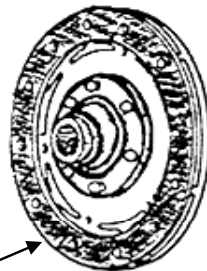


19,5 +/- 1 mm

AE 1128 A - Mecanisme sous forme d'option
 AE 1128 A - Cover with diapghram spring
 AE 1128 A - Kupplungsdruckplatte mit menbranfeder



7371



7371 Disco rigido mozzo bombato n. 10 cave
 7371 Disc rigid curved hub n.10 spline

7370



7370 Disco rigido mozzo piano n. 10 cave
 7370 Disc rigid flat hub n.10 spline

C.42 OE. AZ
31.401 C VALEO
276 707

AE 1128 - BEC DU DIAPGHRAME BAS

MODELL 1970 >

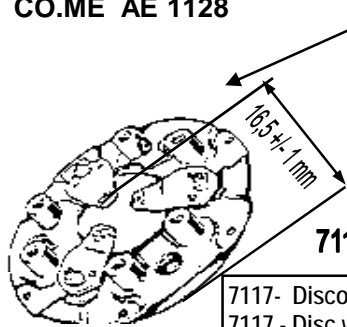
PKH B5

2CV - AMI - DYANE - LNA - MEHARI
 OE. AY 83.110.00 - VALEO 262568
 LUK 116 0033 30 - AP- HA 1069

CO.ME AE 1128

AE 1128 Mecanisme sous forme d'option
 AE 1128 Cover with diapghram spring
 AE 1128 Kupplungsdruckplatte mit menbranfeder

VALEO 275 854
OE AM31401 C



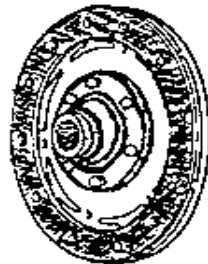
7117

7117- Disco con Molle
 7117 - Disc with spring



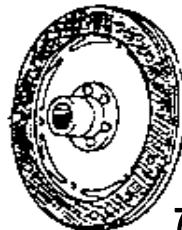
7064

7064- Disco rigido mozzo bombato
 7064 Disc rigid curved hub



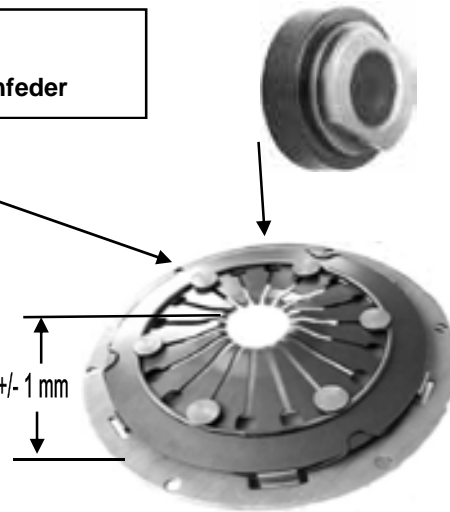
7297

7297- Disco rigido mozzo piano
 7297- Disc rigid flat hub

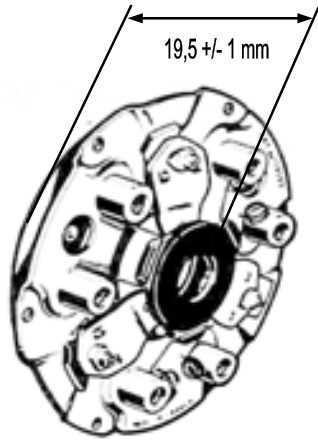


16,5 +/- 1 mm

AE 1128



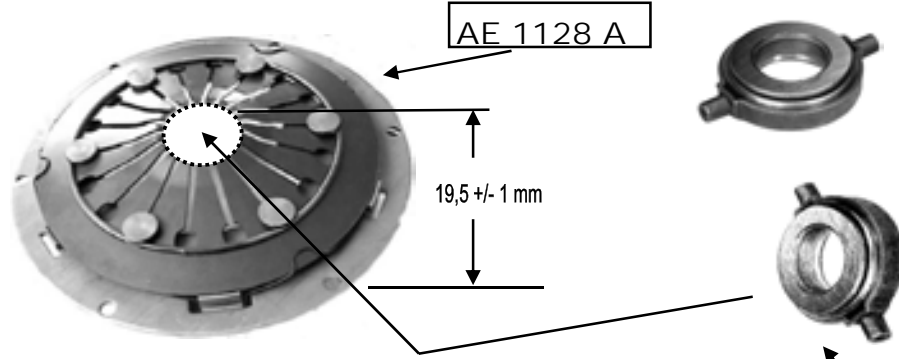
PKH - PKHV



RENAULT R.4 R4L > 1968
MODELL > 1970

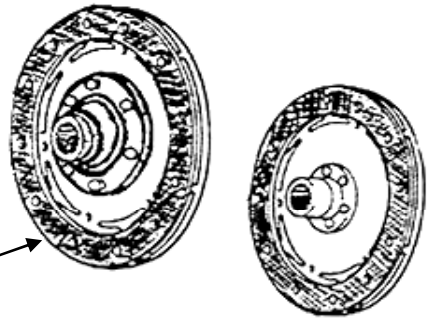
AE 1128 A - Mecanisme sous forme d'option
AE 1128 A - Cover with diapghram spring
AE 1128 A - Kupplungsdruckplatte mit menbranfeder

PKH 5
VALEO 272 980
AM 83.120.00A
AP - HA 1043



7371

7371 Disco rigido mozzo bombato n. 10 cave
7371 Disc rigid curved hub n.10 spline




7370

7370 Disco rigido mozzo piano n. 10 cave
7370 Disc rigid flat hub n.10 spline

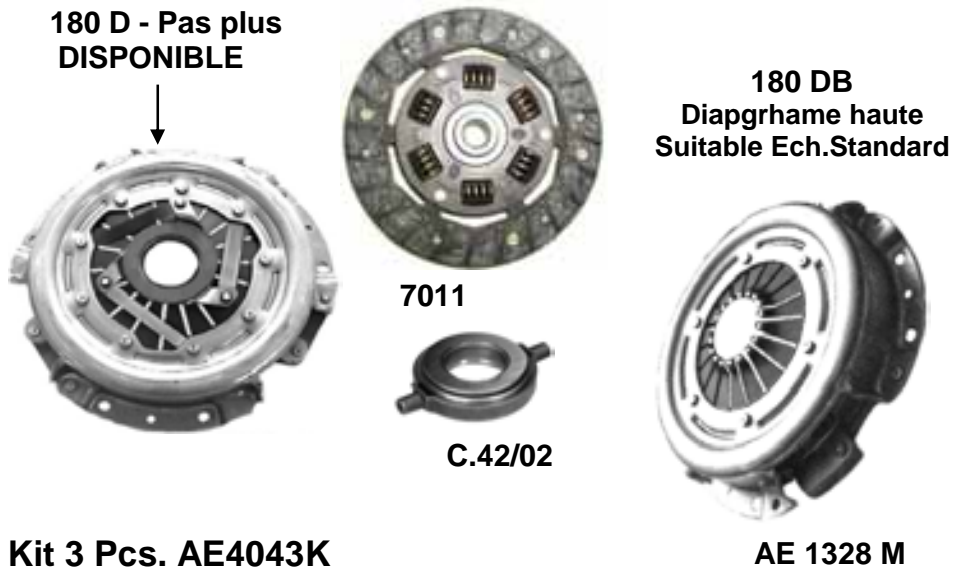
C.42 OE. AZ
31.401 C VALEO
276 707

RENAULT R 8 R1131-2 >1968 R 10 MAYOR R 1190 >1968



Ateure de registration
Set up height → $39,0 \pm 1,5$ mm.

Kit 3 Pcs. AE4042K



Kit 3 Pcs. AE4043K

R.8 GORDINI R 1135 - 1300cc. 1966>01/1970

2908 RIGIDO



2953 MOLLEGGIATO



AE 1184 R



Disco con 6 molle RINFORZATO
con Anelli Frizione senza Amianto



1519

Disco con 8 Molle
con Anelli Frizione senza Amianto



7222

**KIT RACING BIDISCO
CON VOLANO IN ACCIAIO
2 Dischi Sinterizzati**



Kit con Volano alleggerito
Singidisco Racing con 2 Dischi
Sinterizzati o con Ferodi incollati

**LANCIA DELTA
8 Valvole**

AE1103A BLC Coperchio in ERGAL
Spingidisco e Intermedio in ACCIAIO

AE 6024 VOLANO IN ACCIAIO con Corona
1009 + 1010 DISCHI RIGIDI con 4 Piastrine Sinterizzate

2908

**Disco Rigido
con 5 piastrine Sinterizzate**



AE6025

Volano in Acciaio



Disco con 8 molle anelli organici

7225




Disco con 4+4 molle anelli organici

7125-7257



Spingidisco Rinforzato

AE1023 R



**Disco con molle
con 5 Piastrine Sinterizzate**

2953



**LANCIA DELTA
INTEGRALE 16 V.**



R.261 Cuscietto